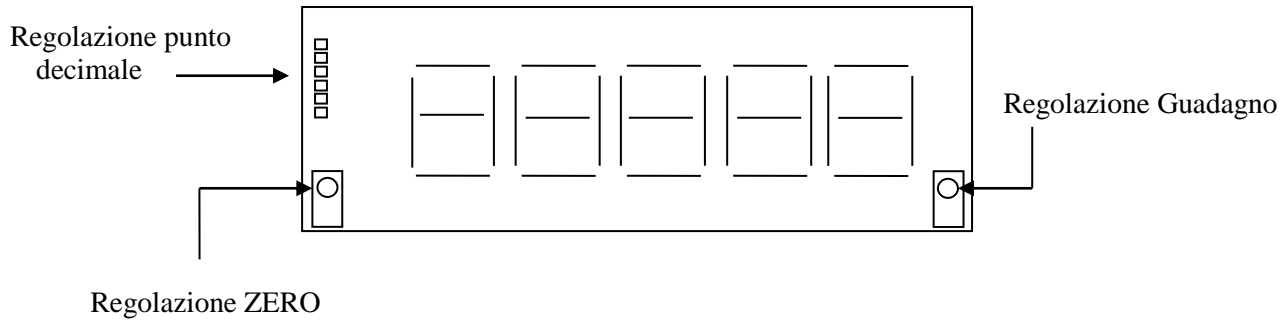
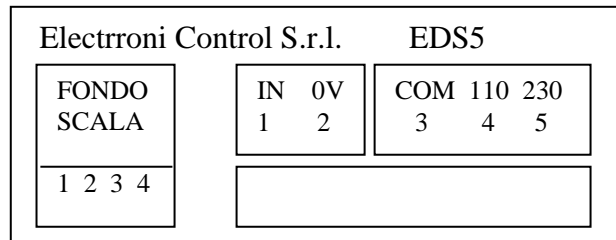
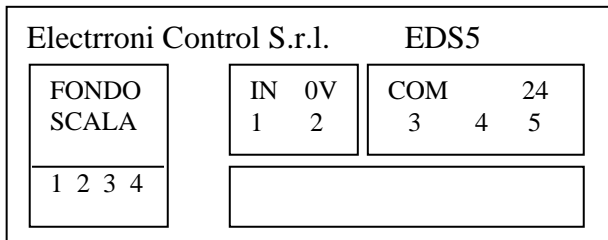


## EDS5 Voltmetro con ingresso in CC

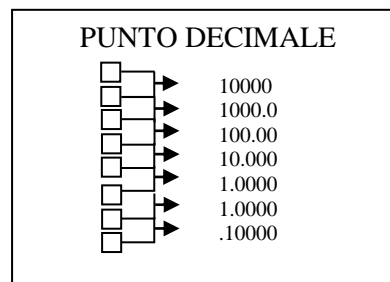
### Fronte



### Retro



FONDO SCALA	
DIP 1	400 Vdc
DIP 2	100 Vdc
DIP 3	10 Vdc
DIP 4	1 Vdc



Alimentazione strumento : 24 – 110 – 230 Vac da specificare in fase di ordine.

Ingresso segnale : da 1 a 400 VDC da settare tramite DIP SWITCH prima dell'accensione.